

WASHAKIE COVID-19

Situation Report

12/7/2020 #120

CURRENT NUMBERS

Washakie County Mask Order Extended Through December 18th.

GLOBAL

Cases: 67,217,934
Deaths: 1,538,533
Recovered: 43,210,601

US

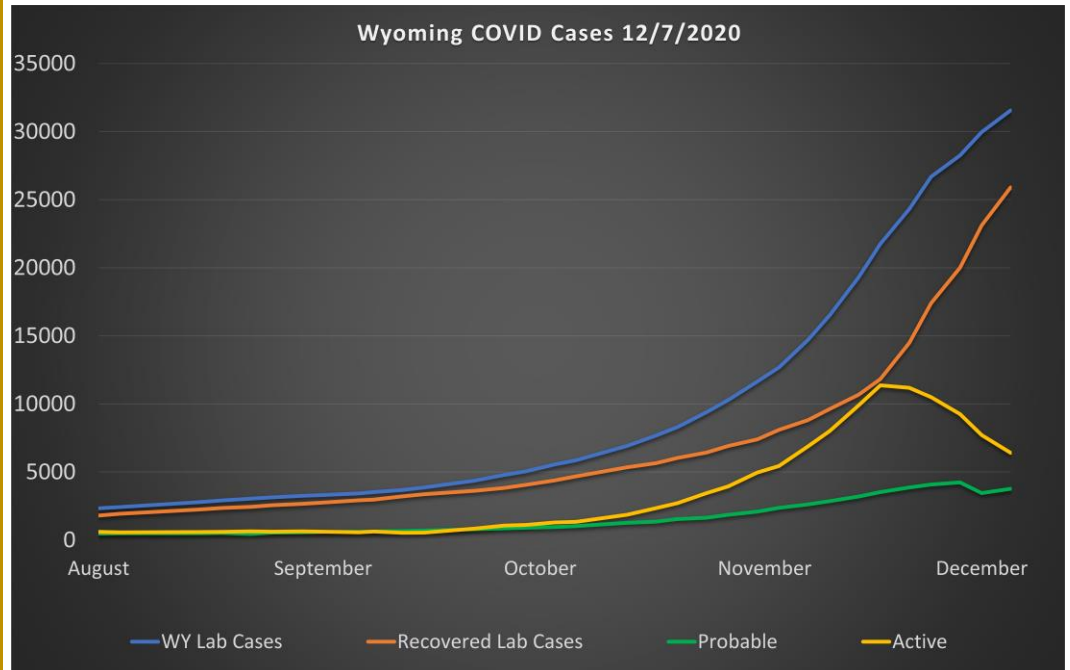
Cases: 14,769,353
Deaths: 282,375
Recovered: 5,624,444

WYOMING

Active: 6,404
Lab Cases: 31,561
Total Cases: 36,317
Deaths: 257
Recovered: 29,656

WASHAKIE

Active: 229
Total Cases: 546
Deaths: 8
Recovered: 309



COVID-19 SYMPTOMS

People with COVID-19 have had a wide range of symptoms reported – ranging from mild symptoms to severe illness. Symptoms may appear 2-14 days after exposure to the virus. People with these symptoms may have COVID-19:

- Cough
- Shortness of breath or difficulty breathing
- Fever
- Chills
- Muscle pain
- Sore throat
- New loss of taste or smell

This list is not all possible symptoms. Other less common symptoms have been reported, including gastrointestinal symptoms like nausea, vomiting, or diarrhea. If you have symptoms, please contact your healthcare provider and **GET TESTED!**



NUMBERS BY COUNTY

	Total Cases	Active Cases
Albany	3,219	398
Big Horn	557	67
Campbell	3,262	652
Carbon	772	76
Converse	669	72
Crook	327	32
Fremont	3,549	385
Goshen	825	283
Hot Springs	169	48
Johnson	374	114
Laramie	5,763	1,218
Lincoln	700	129
Natrona	5,456	1,336
Niobrara	127	26
Park	1,472	225
Platte	358	74
Sheridan	2,161	195
Sublette	496	80
Sweetwater	2,112	386
Teton	1,785	133
Uinta	1,198	199
Washakie	546	229
Weston	420	47

Total cases and currently active cases for each county. Total and active numbers include probable cases. Source WDH

WASHAKIE COUNTY COVID-19 INFO

See the Washakie County COVID-19 Facebook page at [WashakieCountyCOVID19](https://www.facebook.com/WashakieCountyCOVID19) and website at washakiecounty.net/covid19 for official information and links to other helpful resources. You **do not** need a Facebook account to view the Facebook page.

THE IMPORTANCE OF SOCIAL DISTANCING

How a reduction in social contact can reduce the spread of COVID-19

NORMAL BEHAVIOR



1 PERSON INFECTS




IN 5 DAYS



2.5 PEOPLE

IN 30 DAYS



406 PEOPLE

50% LESS CONTACT



1 PERSON INFECTS




IN 5 DAYS



1.25 PEOPLE



IN 30 DAYS



15 PEOPLE

75% LESS CONTACT



1 PERSON INFECTS



IN 5 DAYS



.625 PEOPLE



IN 30 DAYS



2.5 PEOPLE

